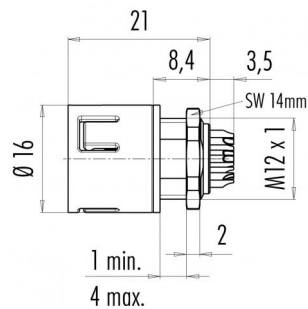


Product description	<b>Snap-In IP67 male panel mount connector, Contacts: 8, shielding is not possible, solder, IP67, VDE</b>
Area	<b>Snap-In IP67 series 720</b>
Order number	<b>99 9127 60 08</b>

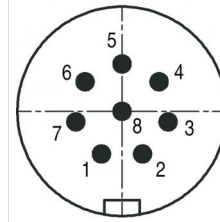
### Illustration



### Scale drawing



### Contact arrangement (Plug-in side)



	X	Y
1	-1,35	-2,79
2	1,35	-2,79
3	3,02	-0,69
4	2,43	1,93
5	0,00	3,10
6	-2,43	1,93
7	-3,02	-0,69
8	0,00	0,00

**You can find the component part drawing and assembly instructions on the next page.**

## Technical data

### General values

Connector design	male panel mount connector
Connector locking system	snap
Termination	solder
Wire gauge (mm)	max. 0.25 mm <sup>2</sup>
Wire gauge (AWG)	max. 24
Upper limit temperature	85 °C
Lower limit temperature	- 25 °C
Customs tariff number	85369010
Packaging Unit	100

### Cable data

Approval 1	VDE
------------	-----

### Electrical values

Rated current (40 °C)	2 A
Rated voltage	125 V
Rated impulse voltage	1500 V
Pollution degree	2
Overvoltage category	II
Insulating material group	II
Insulation resistance	≥ 10 <sup>10</sup> Ω
EMC compliance	shielding is not possible
Degree of protection	IP67
Mechanical operation	> 500 Mating cycles

### Material

Contact material	CuZn (brass)
Contact plating	Au (gold)
Contact body material	PA (UL94 HB)
Housing material	PA
REACH SVHC	CAS 7439-92-1 (Lead)

Product description

Snap-In IP67 male panel mount connector, Contacts: 8, shielding is not possible, solder, IP67, VDE

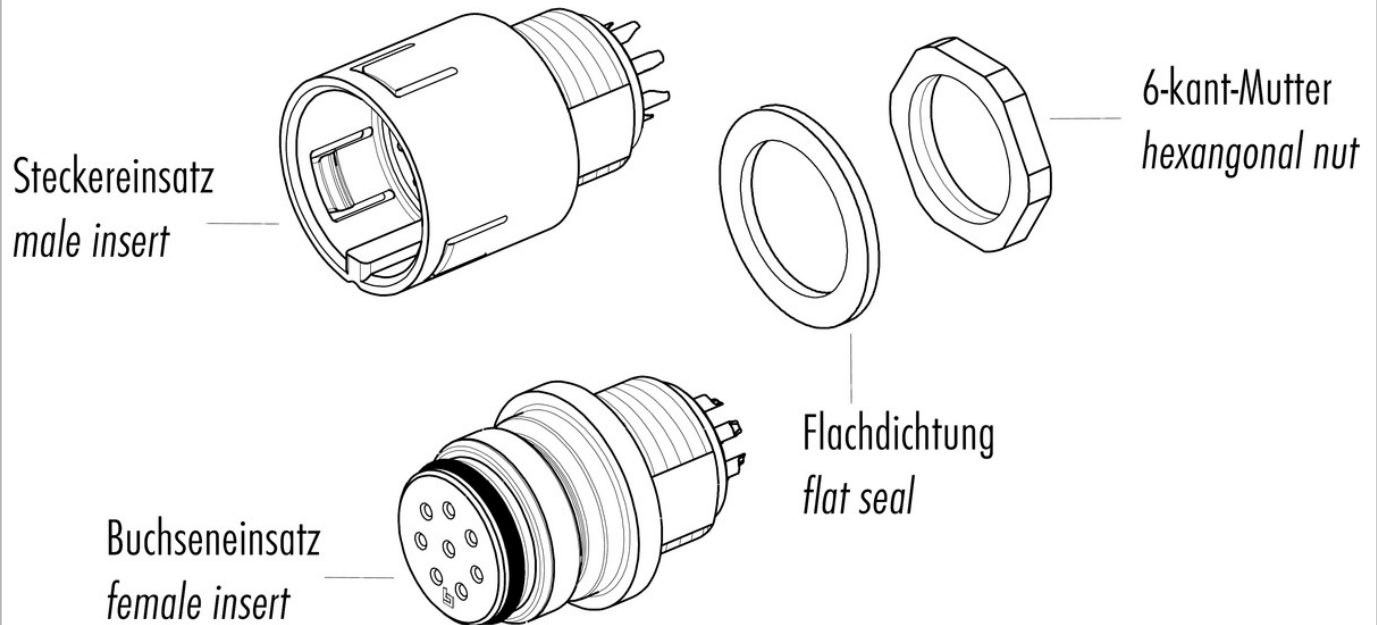
Area

Snap-In IP67 series 720

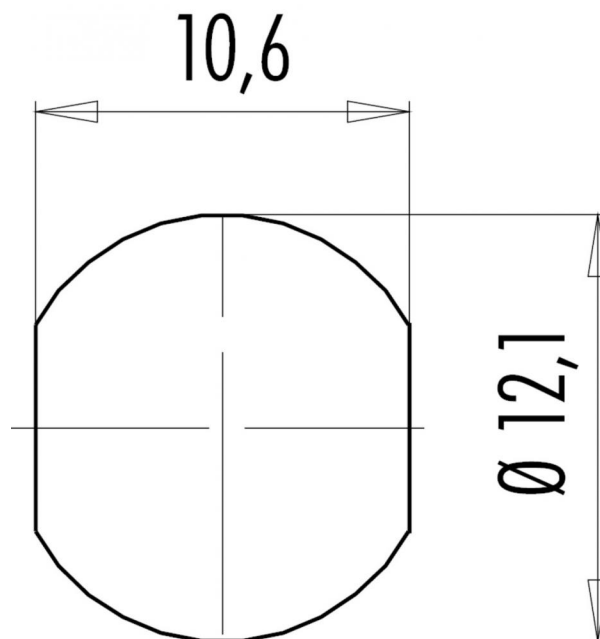
Order number

99 9127 60 08

Component part drawing



Assembly instructions / Panel cut-out



Product description	<b>Snap-In IP67 male panel mount connector, Contacts: 8, shielding is not possible, solder, IP67, VDE</b>
Area	<b>Snap-In IP67 series 720</b>
Order number	<b>99 9127 60 08</b>

## Security notices

The connector must not be connected or separated under load. Non-observance and incorrect use can result in personal injury.

The connectors are designed for use in plant, control system and electrical equipment. The end user is responsible for checking whether the connectors are suitable for use in other applications.

Connectors with degree of protection IP 67 and IP 68 are not suitable for use under water. When used outdoors, the connectors must be separately protected against corrosion. For further information about IP degrees of protection refer to 'Technical support' in the Download Centre.